



AlluGuard

style, security, innovation...

Welcome to your
guide to the very
best in sectional
garage doors




watch AlluGuard online at: www.thegaragedoorchannel.co.uk

What's important
when it comes to
choosing a new
door?



Read on... or watch online at:
www.thegaragedoorchannel.co.uk





AlluGuard

style, security, innovation...

| | |
|----------------|---------|
| Security | page 7 |
| Insulation | page 8 |
| Convenience | page 10 |
| Colours | page 12 |
| Remote Control | page 15 |



Trusted and quality assured

AlluGuard is totally focussed on you. Choosing a product for your home as important as a garage door is not something you do very often. Perhaps only once or twice in a lifetime!

To purchase with confidence requires a company you can trust - a quality assured company.

AlluGuard's reputation is built on quality and we are independently certified to prove that our quality management systems are industry acknowledged! Our products are designed to give you the ultimate in performance ensuring that you'll be happy to recommend AlluGuard.

Safety always comes first at AlluGuard. All our products carry a CE mark and have been independently tested for safe operation and compliance with legislation to EN 13241-1.



Buy with confidence!



Sectional Garage Doors

Insulated sectional garage doors provide exceptional performance when it comes to insulation and draught reduction. They're not short on good looks either! Over the coming pages we'll introduce more of the benefits of AlluGuard insulated sectional garage doors, expanding on the snapshot shown here:

How easy is that!

Great design

Great styling choices and finishes to suit your home make these doors very versatile. Traditional, classic or contemporary, there's a style to suit.



Safe

The finger safe design ensures that fingers cannot be caught or trapped between the panels, offering complete peace-of-mind.



Anti spring break devices ensure safety. Every door is CE Marked as fully compliant with all European Safety Directives.

Ultimate space saver

Opening vertically you can make the best use of your garage and driveway whilst gaining extra inches of drive through width and height.



They keep the weather out

Substantial seals reaching into the opening at the top, sides and bottom of the door offer greater protection against wind and rain and provide an all-weather superior seal for your home.



Security built in

The security & locking system built into the AlluGuard Sectional ensures security and peace-of-mind.



Read on... or watch online at:
www.thegaragedoorchannel.co.uk



Remote control
garage door
operation is available
on every door!

Energy efficient

The 40 mm Polyisocyanurate (PIR) insulated door panels provide an insulation value of $0.6 \text{ W/m}^2\text{K}$, ensuring your home is energy efficient and saving you money. The panels also reduce noise and provide a sound reduction.



Excellent warranties


AlluGuard sectional doors are covered by a comprehensive 10 year warranty - see the back page for details.



Complete convenience

With smooth automatic operation, your unique security code, in-built courtesy light and optional battery backup makes remote control effortless





AlluGuard doors
are designed to
provide secure closure
for your garage


Security

Security matters

It's essential that your new garage door provides a good level of security to protect your possessions and gives you total peace of mind.

AlluGuard Sectional doors are very strong. 40mm thick panels made from twin steel skins combined with a bonded Polyisocyanurate foam core to create genuine strength.

The panel strength works with the steel guide tracks to produce a door that doesn't flex or move once closed. It's an impressive deterrent to would be intruders.



AlluGuard doors are held closed by positive force.



Remote control means there's no external lock to pick or attack.

- Solid "wall", held in place by multiple rollers and full length steel guide tracks.
- AlluGuard power operated doors are held closed by positive force that pushes back against attempts to force the door up.
- Manually operated doors have single locking point secured to heavy steel guides.

Insulation

Fully Insulated & finished to perfection

AlluGuard sectional doors are designed to give thermal and acoustic insulating properties much higher than the average garage door.

Insulated

Our insulated panels are manufactured and finished to the highest quality standards in order to achieve maximum durability. The panel design features a high density, environmentally friendly, CFC-free Polyisocyanurate (PIR) core that is sandwiched between two steel sheets in the finish of your choice, and then coated in one of our extensive range of colours and finishes.

Weather seals


And, with our integrated weather-seals around each edge, there's no need to worry about rain ingress or drafts.

The 40 mm thick insulated panels keep the worst of the weather outside meaning you can make the most of your garage, all year round.




40mm thick
insulated panels
keep the weather out,
making the most of
your garage!


Georgian
(Woodgrain)




Ribbed
(Woodgrain & Smooth)




Centre Ribbed
(Woodgrain & Smooth)



UnRibbed
(Smooth)





The 40 mm door panels provide an insulation value of $0.6 \text{ W/m}^2\text{K}$

Convenience



Park right up to the door

Sectional garage doors operate vertically, travelling up and back into overhead tracks. Not only does this mean you can park right up to the garage door, you also gain extra drive through width and height compared to a traditional up and over door.



AlluGuard sectional doors are unique
- each one is made-to-measure!



Centre Ribbed

Unribbed



Unribbed in Anthracite Dura



Centre Ribbed in Black

Spoilt for choice!

The perfect sectional garage door

Choose your panel type

There are 4 panel options to choose from, including the popular Georgian design and more contemporary options such as the centre ribbed and unribbed panels.



Ribbed

Georgian

Choose your Finish



Smooth



Woodgrain Texture
Embossed



Wood Effect Foil Woodgrain*
*Only available with
Centre Ribbed Door in
Golden Oak



Georgian in Steel Blue



Ribbed in Anthracite

Colours & options

Choose your colour

We've put together a list of our most popular finishes and standard colours for you to choose from, including our popular woodgrain finishes.

Colours shown are for guide purposes only and are limited by the printing process. Please ask to see a colour sample to confirm your choice.

Standard Colours



White



Anthracite Dura

Popular Colours



Moss Green RAL 6005



Fir Green RAL 6009



Steel Blue RAL 5011



Light Blue RAL 5015



Flame Red RAL 3000



Red RAL 3003



Turquoise RAL 5012



Anthracite RAL 7016



Heritage Green RAL 6021



Traffic White RAL 9016



Brown RAL 8014



Light Brown RAL 8001



Light Grey RAL 7035



Window Grey RAL 7040



White Aluminium RAL 9006



Duck Egg Blue BS 16 C 33



Grey Aluminium RAL 9007




Black RAL 9005



Light Ivory RAL 1015



Stone Grey RAL 7030



Terra Brown RAL 8028



Clay Brown RAL 8003



Pigeon Blue RAL 5014




Chartwell Green BS 14 C 35

Metallic Colours



Titanium Silver



Sand Grey



Olive Grey Green



Steel Blue



Leather Brown



Midnight Black



Noble Blue Grey



Onyx Black

Wood Effect Colours



Golden Oak foiled
(Centre Ribbed only)



Something more bespoke?

If you're looking for something a little more bespoke, ask your garage door specialist and pick out your own colour from a choice of 100s of RAL colours. Speak to your garage door specialist about where and how you'd like your accessories to be positioned.



AlluGuard centre ribbed sectional insulated door in golden oak

Accessories

Become the envy of all with stunning accessory options such as silver effect handles, stainless steel porthole windows and glazing options.

Glazing

PVC (white/black) with polycarbonate windows OR Steel (round/square) with clear or frosted glass windows.



Handles

Both black and silver effect are available.



AlluGuard sectional insulated door with porthole style windows



All of our sectional garage doors come complete with a comprehensive warranty.



Lifting gear

SE Side Mounted System

Neat, efficient.

The AlluGuard Sectional SE side mounted System really is a smooth operator. With optional automation, you'll be pleasantly surprised by how quiet the door is in operation.

Available on doors up to 3.2 metres wide, the SE is supplied made-to-measure, ensuring the perfect fit for your garage door opening. And, with our integrated weather-seals around each edge, there's no need to worry about rain ingress or drafts. It requires just 100mm headroom to fit inside your garage - it's one of the most compact doors on the market!

The 40 mm thick insulated panels keep the worst of the weather outside meaning you can make the most of your garage, all year round.

Choose from realistic woodgrains, classic heritage and contemporary colours or our range of contemporary shades such as anthracite.

RT Rear Mounted System (manual door not available)

Low on headroom? RT is the answer.

We've squeezed an extra 40mm clearance on our RT sectional door making it the perfect choice for garages that suffer from obscured or lower ceiling heights than standard garages. Our RT door comes with all the same great features as our standard model, but with added clearance.

Although 40 mm may not sound like a lot, it can have a big impact on how much of your garage is taken up by the more traditional garage doors. Our low-headroom sectional door is available in the same range of finishes, colours and style. Allowing you to choose the perfect door for your home, without compromise.

FT Front Mounted System

Make it a double. Suitable for openings up to 5.20 metres.

Whether you're replacing an existing double garage door or looking to knock two separate garages into one, the AlluGuard FT Sectional offers all the advantages of our standard sectional door but up to widths of 5.20 metres.

Supplied with optional automation and with the full range of colours, finishes and styles on offer, you can create your perfect garage door and have it made-to-measure.

Remote Control



Quality

The Somfy range of operators are a true next generation drive for the AlluGuard sectional garage door. Remote control has never been easier or more reliable.

- Saves power with low standby consumption
- Integrated energy-saving and efficient LED lighting

Secure

The motor holds the door securely closed if an attempt is made to force the door upwards.

Safe

Automatic safety sensing ensures the door operates safely and reacts instantly to an obstruction to all European safety standards.

Automation Accessories

Photo Cell

Protect your valuables from harm by detecting any obstacles in the path of your automated garage doors, immediately stopping the motor.



Battery Backup

The rechargeable Somfy Battery Back-Up Pack delivers power to your automated garage doors or gates during a power cut, enabling up to 10 open/close cycles.



Remote handsets

Operators are available with keygo remote controls to control up to 4 items or Keytis 2 RTS to control 1 or 2 items of compatible equipment.



All AlluGuard sectional garage doors are available fitted, with a somfy garage door operator

Smart Living starts with AlluGuard

Two systems:

CONNEXOON
ACCESS



Connexoon, centres around access to and from your home, providing smart control of your garage door, gate and lighting.



"Smart Home" is no longer just a technology buzz word, but more and more part of every day life. It's just so convenient to be able to control devices with your tablet, pc or smart phone.

At AlluGuard we've embraced this exciting technology and called it "Smart Living".

We've been using Somfy motors and controls on our garage doors for many years, so extending capability into smart technology with such a proven partner was an easy decision! Somfy's Smart Home systems are the industries best!

TaHoma®



Tahoma is the complete smart home solution for monitoring and operating your garage doors, gates, blinds, curtains, lights, electrical equipment, heating and home security.

Take a look over the next two pages to see just how smart your home can be!

CONNEXOON ACCESS



An intuitive solution

The Connexoon Access RTS allows you to operate your Somfy motorised garage door, gate and lighting from your smartphone. Anytime, anywhere. Intuitive, smart, simple to use!

Connexoon Access RTS is simplicity itself to set up and the smart phone app is clear and simple to use, allowing control of up to 30 connected products.

4 smart functions

In addition to individual control of your connected products - open your garage door, turn on the drive lights, Connexoon Access RTS has four easy to configure smart functions:

Welcome home...

Open and close all your access products with a simple click on your smartphone. The geolocation will make sure your garage door and gate will be open and lights on when you arrive to your home. You can adjust the distance from your house between 50 and 250m. The "Welcome home"-function is the true hands free access product, no more looking for controls, allowing full concentration when driving.

Leave home...

Link the products you want to the "Leave home" function. The garage door can be closed and the lights on to imply occupancy while you are not at home.

Compatible products



Rolling garagedoor
Rollixo RTS



Gate openers RTS



Light RTS



Indoor plug RTS




Philips Hue lighting

Open access...

Link the products you want to the "Open access" function. The garage door and gate can be opened and the lights on in one click!

Close access...

All your access products can be closed with 1 click!



Somfy Smart Home puts you in control, makes your life easier, more comfortable and gives you peace of mind, wherever your are.

Monitor and operate your garage doors, blinds, curtains, lights, electrical equipment and heating with your smart-phone or tablet.

You can adjust everything about the Somfy Smart Home System to accommodate your personal preferences. Keep an eye on your home using cameras and movement detectors for home surveillance, great for peace of mind.

Somfy TaHoma is a smart box and the heart of your Smart Home. It links you to your home via the smart TaHoma app. Somfy Smart Home solutions are extremely easy to use and can be installed

with very little trouble. Add products whenever it suits your needs or your budget.

TaHoma Hub

The Somfy TaHoma hub allows control of your garage door and other compatible home items from your tablet, pc or smart phone. The door must be in line of sight to ensure safe operation.

The TaHoma is the beating heart of Somfy Smart Home. This smart box not only allows you to control individual products remotely via smart-phone, it also enables you to create scenario's involving groups of products and connects you to your home at all times.


A typical scenario might include linking your lights, window shutters and garage door together in a 'leave' scenario and Somfy Smart Home will take care of everything. The window

shutters close, all the lights are turned off and the garage door automatically closes behind you.

Smart living starts with AlluGuard's Somfy Smart Home.



Discover the possibilities of Somfy Smart Home!



Somfy motorised products

 **TaHoma®**



Compatible equipment depending
on your home configuration

Compatible Services











Compatible Protocols











Garage door
Sensor*



Outdoor motion
sensor*



Movement detector
RTD - Small pets*



Movement detector
RTD - Large pet*



Lighting receiver
indoor ON/OFF



Lighting receiver
outdoor ON/OFF



TaHoma security
remote control*



Remote controlled
socket



Water Leakage
Sensor*



Sun
sensor*



Scenario player*



Indoor security
camera



Outdoor security
camera
(also in Anthracite)



Indoor
movement
detector*



Opening
detector*



Smoke detector*



Temperature
sensor*



Indoor
siren*

*BATTERY OPERATED - NO HARD WIRING REQUIRED!

You choose how to control your
smart home: by smart-phone, tablet,
computer or your connected watch.





Sleek Design

The interior of every door is completed with a white stucco finish giving your door a cleaner finish and style inside and out.



The ultimate space saver

The low headroom options make this the ideal choice for any garage space.



Security built in

The security & locking system built into the AlluGuard Sectional ensures security and peace-of-mind.

Features at a glance


4



Fingersafe joints

Each joint features a finger safe design ensuring that fingers cannot be caught or trapped between the panels, offering complete peace-of-mind.


5



All weather shield

Substantial seals reaching 30 mm into the opening at the top, sides and bottom of the door protect against wind and rain and provide an all-weather superior seal for your home.

6



Safety first

Anti spring break devices ensure complete safety.

7



Energy efficient

The 40 mm Polyisocyanurate (PIR) insulated door panels provide an insulation value of $0.6 \text{ W/m}^2\text{K}$, ensuring your home is energy efficient and saving you money. The panels also reduce noise and provide a sound reduction.

8



Complete convenience

With smooth automatic operation, your unique security code, in-built courtesy light and optional battery backup.

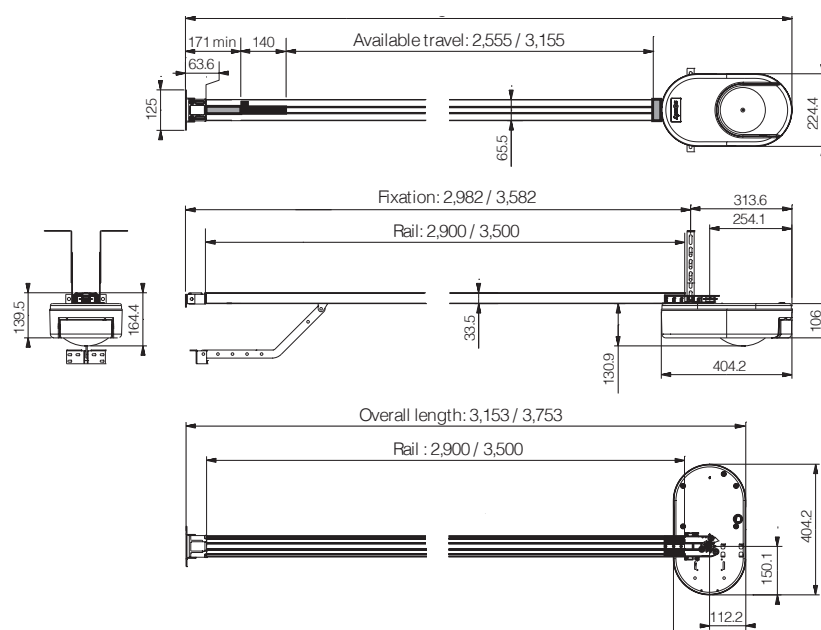
9



Smart connect

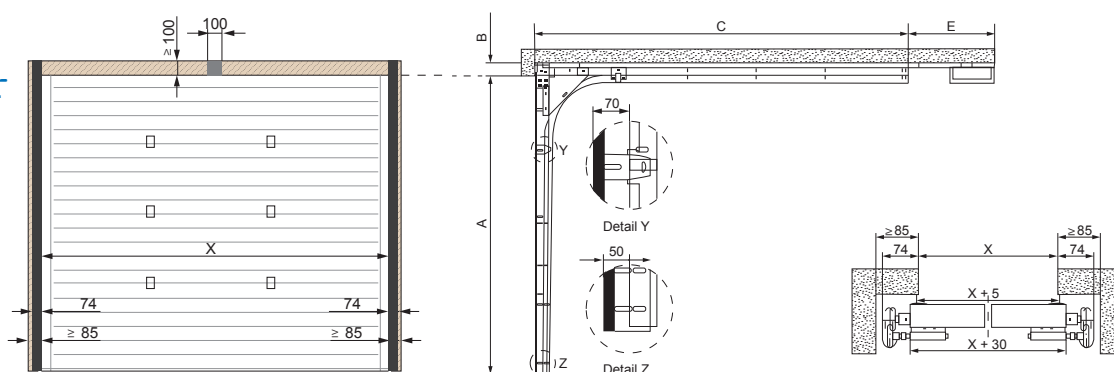
The unique smart connect connection system on all doors, ensures smooth operation, strong joints and long lasting stability.

Operator



Sectional

SE Gear



| |
|---------------------------------|
| Necessary fixing surface |
| Sideroom & Headroom requirement |
| Motor rail on lintel |

| | |
|----------|-----------------------------------|
| A | Daylight height |
| B | Free Headroom $\geq 100\text{mm}$ |
| C | Free mounting depth |

| | |
|----------|------------------------------------|
| E | Extra mounting depth for motor |
| G | Door weight $\leq 100\text{Kg}$ |
| W | Door surface $\leq 6.53\text{m}^2$ |
| X | Daylight width |

| | | | | |
|----------|------|------|------|------|
| A | 2000 | 2125 | 2250 | 2375 |
|----------|------|------|------|------|

| | | | | |
|-----------|------|------|------|------|
| X= | 2250 | 2400 | 2500 | 2750 |
|-----------|------|------|------|------|

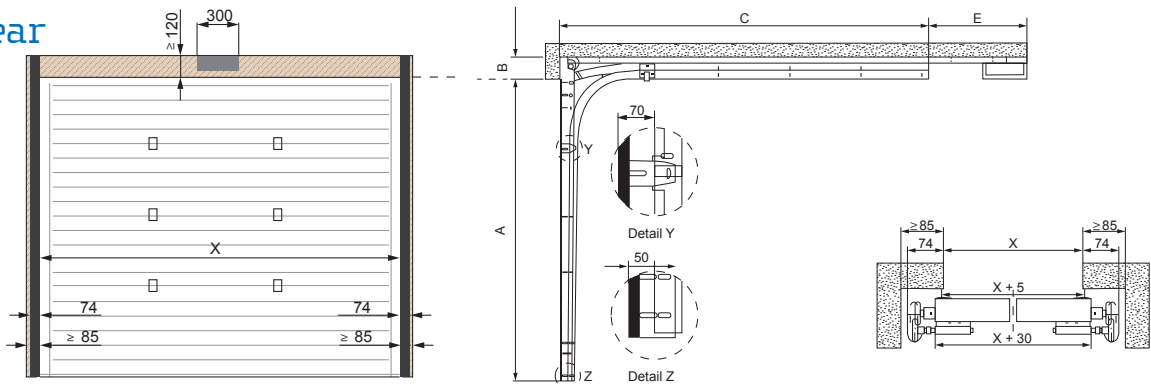
| C | C + E |
|---------------------------|--------------|
| 2725 (A > 2000 - 2125 mm) | 3325mm |
| 2850 (A > 2125 - 2250 mm) | 3575mm |
| 2975 (A > 2250 - 2375 mm) | 3575mm |

| | |
|----------------------|------------------|
| C Minimum | A + 375 |
| C + E Minimum | A + 375 + E(800) |

| | |
|---------------------------------------|-------|
| Panel thickness | 40mm |
| Free sideroom | 85mm |
| Door hangdown below daylight (manual) | 230mm |
| Door hangdown below daylight (motor) | 20mm |
| Track below daylight (A) | 50mm |

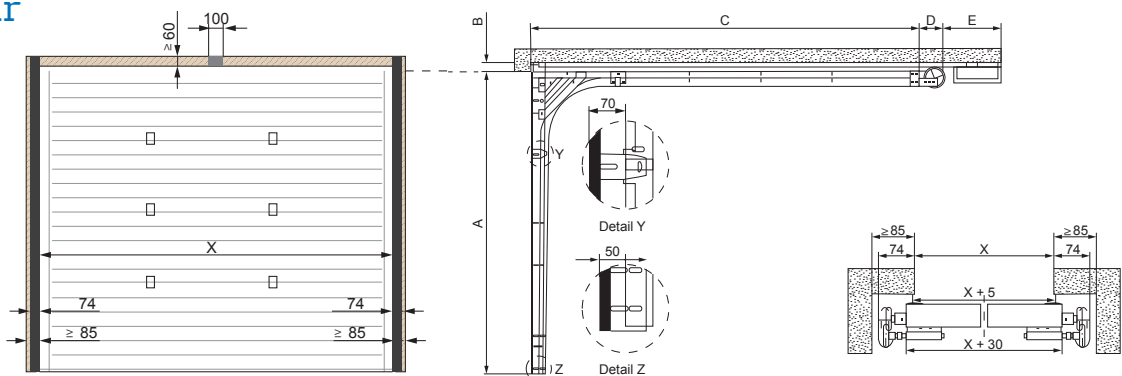
Technical

FT Gear



| | | | | | | | |
|---------------------------------|---|--------------------------------|------------------------|---------------------------|------------------|---------------------------------------|---------------------|
| Necessary fixing surface | A | Daylight height | $\geq 2500\text{mm}$ | C + D | C + D + E | C Minimum | A + 375 |
| Sideroom & Headroom requirement | B | Free Headroom | $\geq 160\text{mm}$ | | | C + E Minimum | A + 375 + E (800mm) |
| Motor rail on lintel | C | Free mounting depth | | 2605 (A > 2000 - 2125 mm) | 3325mm | | |
| | | | | 2730 (A > 2125 - 2250 mm) | 3575mm | Panel thickness | 40mm |
| | E | Extra mounting depth for motor | | 2855 (A > 2250 - 2375 mm) | 3575mm | Free sideroom | 85mm |
| | G | Door weight | $\leq 165\text{Kg}$ | 2980 (A > 2375 - 2500 mm) | 3575mm | Door hangdown below daylight (manual) | 170mm |
| | W | Door surface | $\leq 15.50\text{m}^2$ | | | Door hangdown below daylight (motor) | 0mm |
| | X | Daylight width | $\leq 5000\text{mm}$ | | | Track below daylight (A) | 10mm |

RT Gear



| | | | | | | | |
|---------------------------------|---|----------------------------------|------------------------|-------------------------------|------------------|------------------------------|----------------------|
| Necessary fixing surface | A | Daylight height | $\geq 3000\text{mm}$ | C + D | C + D + E | C + D Minimum | A + 380 + D |
| Sideroom & Headroom requirement | B | Free Headroom | $\geq 60\text{mm}$ | | | C + D + E Minimum | A + 480 + D + E(800) |
| Motor rail on lintel | C | Free mounting depth | | 2725 + D (A > 2000 - 2125 mm) | 3325mm | Panel thickness | 40mm |
| | D | Extra mounting depth for springs | 170mm | 2850 + D (A > 2125 - 2250 mm) | 3575mm | Free sideroom | 85mm |
| | E | Extra mounting depth for motor | | 2975 + D (A > 2250 - 2375 mm) | 3575mm | Door hangdown below daylight | 85mm |
| | G | Door weight | $\leq 300\text{Kg}$ | 3100 + D (A > 2375 - 2500 mm) | 4335mm | Track below daylight (A) | 110mm |
| | W | Door surface | $\leq 18.00\text{m}^2$ | 3350 + D (A > 2500 - 2750 mm) | 4335mm | | |
| | X | Daylight width | $\leq 6000\text{mm}$ | 3600 + D (A > 2750 - 3000 mm) | 4335mm | | |

AlluGuard Sectional
Garage Doors -
traditional or
contemporary but
always classic!





Safety - CE marking

It is against the law to install a power operated garage door in the UK without complying with The Machinery Directive.

To comply with the Machinery Directive both the door and the motor and controller used in the installation must have a Declaration of Incorporation from the manufacturer.

On completion of the installation the installer must provide a Declaration of Conformity and apply a CE mark giving details of the installation to the door / motor and controller combination, which is now classed as a machine.

The installer must issue to the customer a Declaration of Conformity, maintenance and operation instructions on the completion of the installation.

The installer must hold copies of both the Declaration of Incorporation and the Declaration of Conformity on a technical file for inspection by the relevant authorities.

If any of the above requirements are not fulfilled the Installation is illegal and may be unsafe.

Please ensure for your own safety and peace-of-mind that whoever installs your electric motor and controller is both willing and able to fulfil these requirements; if they are not – do not use them.

Choose a member of the DHF Garage Door Installer Group who CAN and WILL install your motor and controller safely and legally.



Peace-of-Mind Warranties

AlluGuard sectional garage doors are guaranteed against defect of material or workmanship by AlluGuard with a parts only warranty, subject to correct installation, maintenance and operation, for a period of 10 years from the date of purchase.

Guarantees are subject to conditions - please visit www.alluguard.co.uk/warranty for full details.



AlluGuard Limited
Rotherham Road, Parkgate, Rotherham S62 6FP
t: 01709 529 723
f: 01709 524 577
e: info@alluguard.co.uk
w: www.alluguard.co.uk

AlluGuard reserve the right to alter specifications to design and manufacture without notification.
All specifications are correct at time of publication, errors and omissions excepted.
April 2020



Also from AlluGuard
- Insulated Roller
Garage Doors